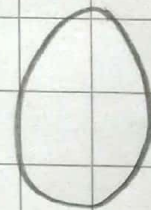


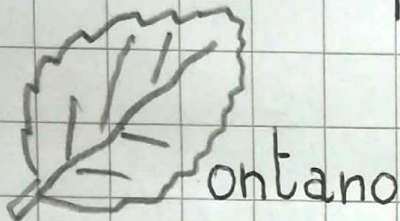




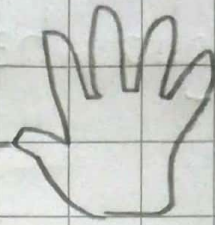


TANTE FOGLIE... TANTE FORME...

Collega ogni foglia alla sua forma, poi rispondi.



Le foglie hanno la stessa forma? SÌ NO

Completa le frasi.

Il platano ha le foglie a forma di

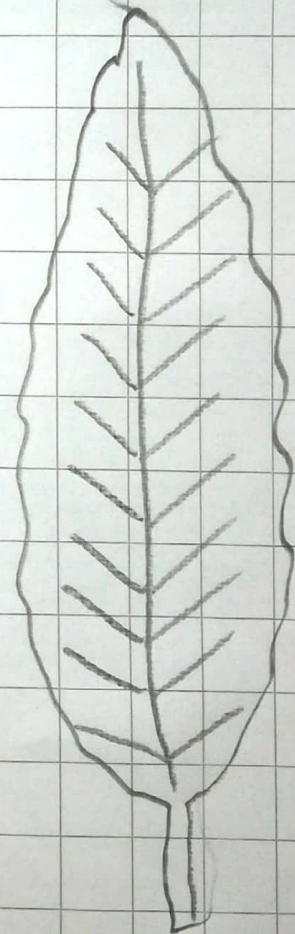
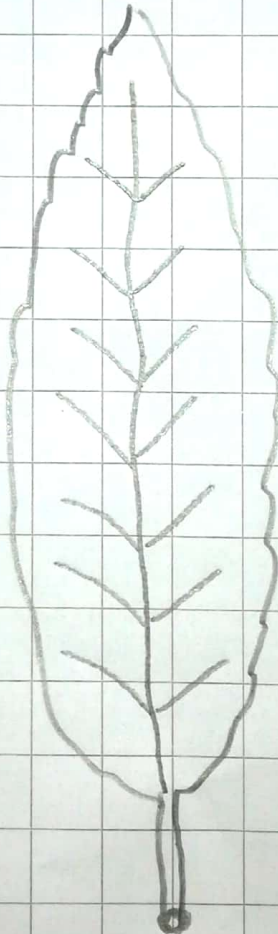
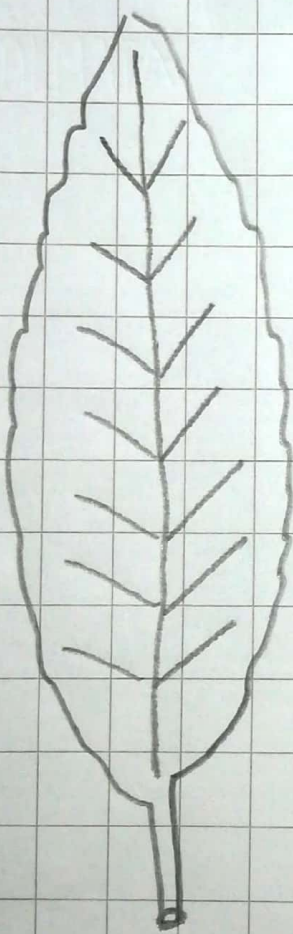
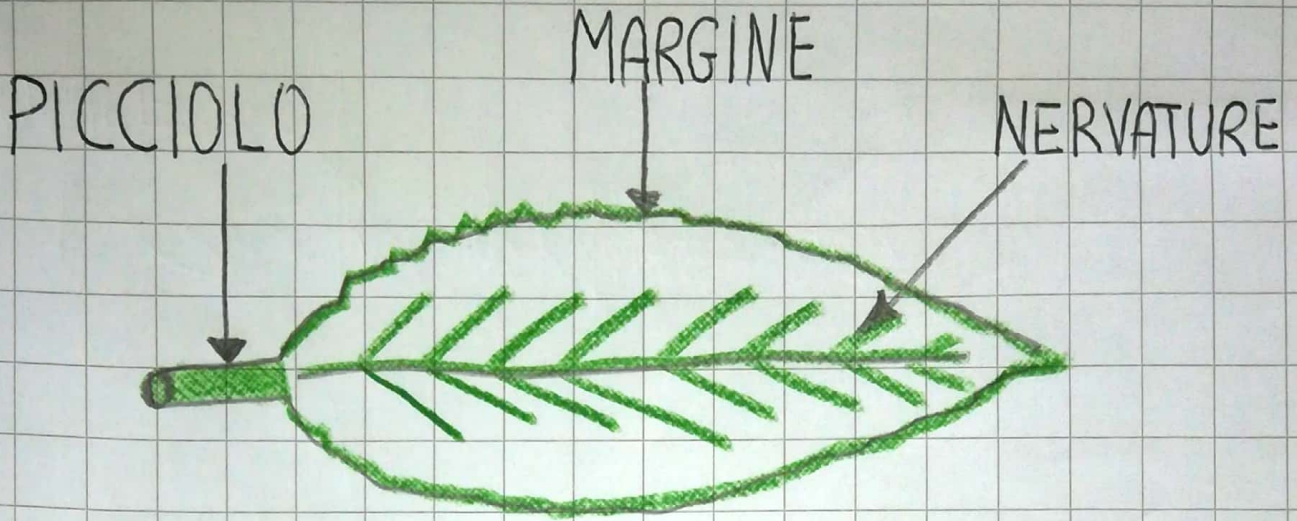
L'olivo ha le foglie a forma di




Il pino ha le foglie a forma di.....

L'ontano ha le foglie a forma di.....

Il tiglio ha le foglie a forma di.....

LE PARTI DELLA FOGLIA



• Colora di  le nervature • Colora di  il picciolo • Colora di  il margine

RACCOGLI UNA FOGLIA E APPOGGIALA SUL FOGLIO. TRACCIA IL SUO CONTORNO E DISEGNA IL PICCIOLO E LE NERVATURE.

RISPONDI

CHE FORMA HA LA FOGLIA CHE HAI DISEGNATO?

LA FOGLIA.....